

FLIP KIT ORDER FORM

ORIGIN™
EXHIBIT STRUCTURES

Order Date: _____
Graphic Files Expected: _____
Ship Date: _____
In-Hands Date: _____

Flip Kits: Kit #1

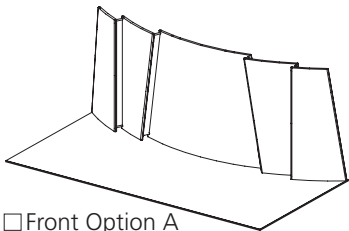


Double-sided graphics for the **SPIN** option work great for an island display or can be re-purposed at a different tradeshow. The graphics will be printed sewn together as a pillowcase.

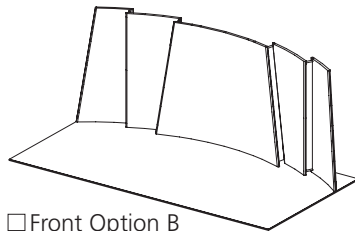
Double-sided graphics for the **FLIP** option work great for utilizing the same booth for multiple tradeshows or events. The graphics will be printed sewn together as a pillowcase. Please note that the "flipped" backside of the graphics will be sewn upside down. Also, one side will have zippers on the bottom but when flipped, they will be located on the top.

Double-sided Option 3 **SPINS & FLIPS** in orientation and requires purchasing 2 sets of single sided graphics. All graphics are printed on our power stretch.

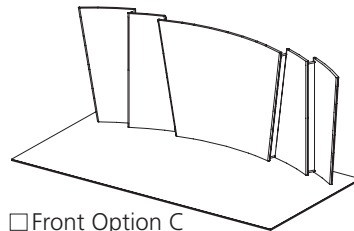
Step 1, Pick a desired front view for your kit. If only ordering a single sided graphic, you will be done completing this form after this step.



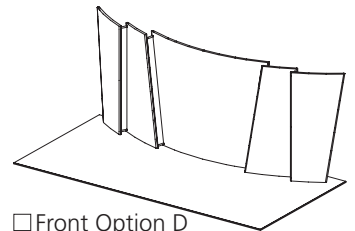
☐ Front Option A



☐ Front Option B

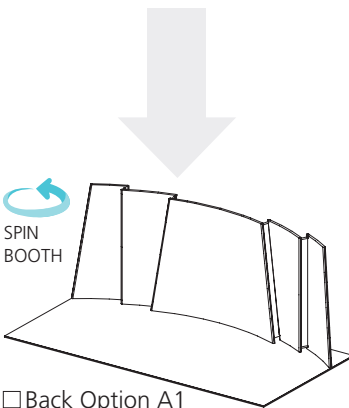


☐ Front Option C

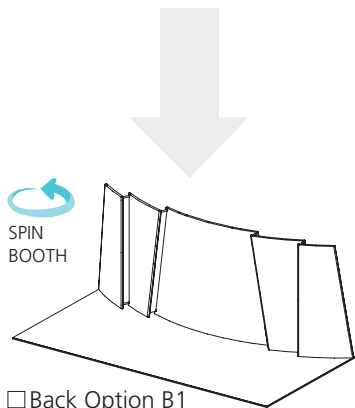


☐ Front Option D

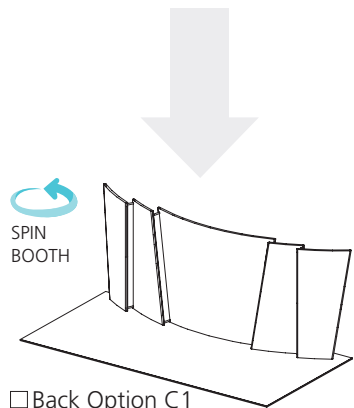
Step 2, If only ordering a double-sided graphic, please select one of the options for the backside listed below.



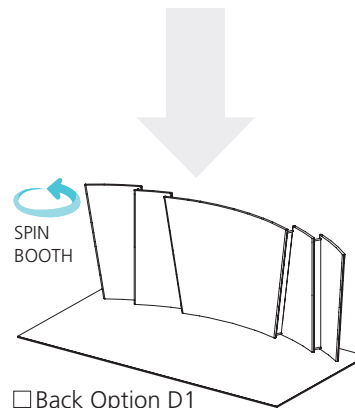
☐ Back Option A1



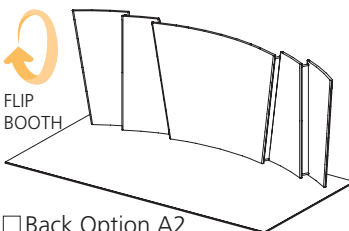
☐ Back Option B1



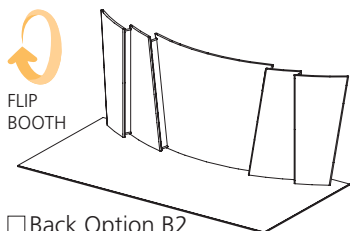
☐ Back Option C1



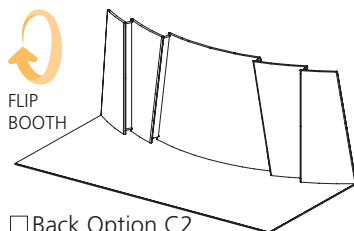
☐ Back Option D1



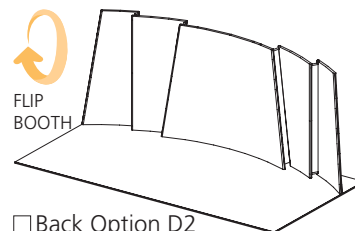
☐ Back Option A2



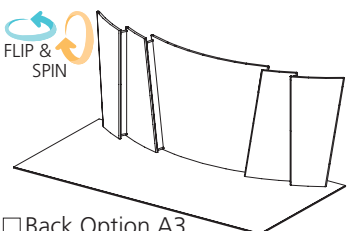
☐ Back Option B2



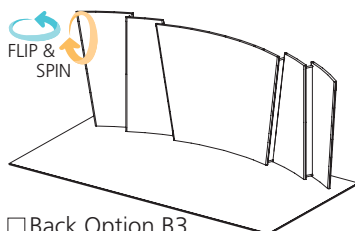
☐ Back Option C2



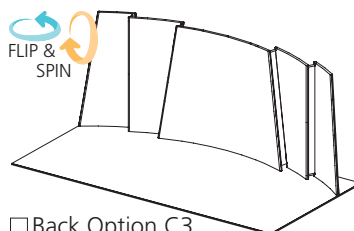
☐ Back Option D2



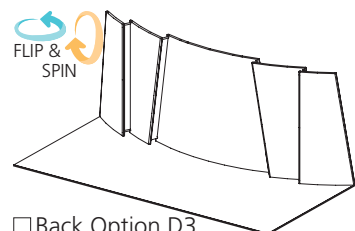
☐ Back Option A3



☐ Back Option B3



☐ Back Option C3



☐ Back Option D3

*Option 3 requires 2 sets of single sided graphics